

# 3D Wood Wall Cladding

## Catalogue

### 2015



# Features

- Make the best use of wood, Environmental Friendly
- Natural and Unique
- Easy to Install
- Technology-Good MC Control, stable after installation



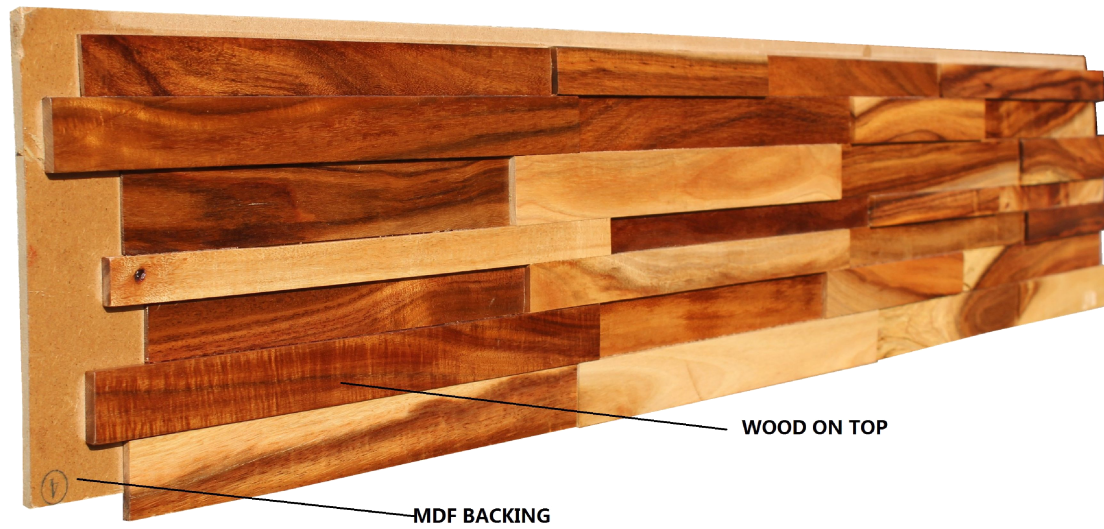
# 3D Baroque Wood Wall Cladding

## Structure

Front:



Back:



### Specification:

Overall Size: 1260mm×210mm×11mm  
MDF Backing: 1200mm×200mm×5mm  
Top Wood Thickness: 2mm/4mm/6mm

**Loading:** 1600 m<sup>2</sup>/20'GP



# Species and Styles



**TB01010 Cherry**




**TB01020 Maple**




**TB01030 Acacia**




**TB01040 Teak**



**TB01050 Black Walnut**



**TB01060 Black Walnut + Maple**



**TB01070 Sapele**



**TB01080 Oak**




**TB01090 Maple Dark Grey**



**TB01011 Maple Light Grey**

# XL 3D Baroque Wood Wall Cladding

## Structure



Front:



Back:



### Specification:

Overall Size: 900mm × 200mm × 45mm

MDF Backing: 900mm × 200mm × 5mm

Top Wood Thickness: 5mm/19mm/35mm/40mm

**Loading:** 500 m<sup>2</sup>/20'GP

## Species and Styles



**TB02010** White Oak Tulip

# Regular 3D Baroque Wood Wall Cladding

## Species and Styles



TB03010 White Oak Tulip

### Specification:

Overall Size: 1200mm × 200mm × 11mm  
MDF Backing: 1200mm × 200mm × 5mm  
Top Wood Thickness: 2mm/4mm/6mm

**Loading:** 1800 m<sup>2</sup>/20'GP



# 3D Wood BRICK Wall Cladding

## Species and Styles



TB04010 Beech

### Specification:

Overall Size: 1200mm × 180mm × 9mm  
MDF Backing: 1200mm × 200mm × 5mm  
Top Wood Thickness: 4mm

**Loading:** 1800 m<sup>2</sup>/20' GP





# Spanish 3D Wood Wall Cladding

## Species and Styles



TB05010 Mix Wood

Side:



Front:



Back:



### Specification:

Overall Size: 800mm × 200mm × 35mm

MDF Backing: 800mm × 200mm × 5mm

Top Wood Thickness: 25mm-30mm

Loading: 700 m<sup>2</sup>/20'GP

# Square Ring Wood Wall Cladding

## Species and Styles




TB06010 Douglas Fir

Side:



Front:



Back:



### Specification:

Overall Size: 800mm × 200mm × 30mm

MDF Backing: 800mm × 200mm × 5mm

Top Wood Thickness: 20mm / 25mm

**Loading:** 700 m<sup>2</sup>/20'GP

# Woven Wood Wall Cladding

## Structure



Front:



Back:



### Specification:

Overall Size: 960mm × 150mm × 30mm

MDF Backing: 960mm × 150mm × 5mm

Top Wood Thickness: 25mm

**Loading:** 700 m<sup>2</sup>/20' GP




# Species and Styles



**TB07010 Red Cedar**



**TB07020 Hutaoqiu**



**TB07030 Spotted Gum**



**TB07040 Hutaoqiu**



END